

Massachusetts Orchid Society

P.O. Box 1041
Medford, MA 02155



April 2018

INSIDE THIS ISSUE

Message from the
President

Amherst Awards &
Photos

Upcoming Events

AOS Corner

Mid-Hudson Show &
Sale

Orchid Care:
Growing Orchids in a
Greenhouse

Officers, Directors
& Chairs

Message from the President

Happy April!

Hope you had a lovely March and weren't too bummed out that we canceled the March meeting due to weather. The Growers' Forum program will be presented at our May meeting.

I want to thank the Cape and Islands Orchid Society for the use of plants for a joint Mass Orchid Society/Cape and Islands Orchid Society display. As our meeting was cancelled, I was unable to get plants, but their generosity helped create a great display to support another great New England society! Thanks again!

Cordelia Head of J&L Orchids will be the speaker at our April meeting. If you don't know her, Cordelia has been with J&L Orchids for many years. J&L Orchids is a nursery that began nearly 50 years ago in a quiet, Connecticut town. They specialize in miniature orchids that can be grown in the house and have a long history with the MOS and in the orchid-growing community around the world. Check out www.jlorchids.com to preorder and for on-line shopping. (They ship anywhere in the US.)

Our May meeting will be the Growers' Forum with three members discussing how they grow. They will cover many aspects of growing in the home, including growing under lights, on windowsills, and other topics.

As you may know, elections are coming up and we'll need board members to fill some key positions. If these offices aren't filled, the MOS will suffer. If you've wanted to be more involved in the society, are interested in helping the society flourish, or help guide the direction the society takes, please consider taking a board position. It's important, helpful, and appreciated!

Well, not much to say this month but hope to see you all soon! – Brian Leib



MOS EXHIBIT RIBBON AWARDS FROM THE AMHERST ORCHID SOCIETY SHOW

Phrag Jason Fisher	2nd place	Bob Richter
Cattleya maxima	2nd place	Brigitte Fortin
Cattleya maxima	3rd place	Brigitte Fortin
Phrag Sargent Eric	1st place	Brigitte Fortin
Phrag Sargent Eric	1st place	Brigitte Fortin
Blc Chyong Guu Chaffinch 'Tai Hsin'	1st place	Charlie Briggs
C. Chocolate Drops x Slc Brandy Wine	3rd place	Charlie Briggs
Blc Hazel Boyd Sunset	2nd place	Charlie Briggs
Lc Cariad's Mini Quince	1st place	Charlie Briggs
Blc Chyong Guu Chaffinch 'Tai Hsin'	2nd place	Charlie Briggs
Lc Cariad's Mini Quince	1st place	Charlie Briggs
Paph Lunacy	3rd place	Charlie Briggs
Wilsonara Tigerette 'Wild Court'	3rd place	Charlie Briggs
Zygo crinitom	2nd place	Charlie Briggs
Dendrobium Cherry Song	2nd place	George Balloumas
Dendrobium Valentine's Day	2nd place	George Balloumas
Tolumnia Red Berry	1st place	Jeff Feldman
Tolumnia Red Berry	2nd place	Jeff Feldman
Enc viteellina x sib	1st place	Jeff Feldman
Enc viteellina x sib	2nd place	Jeff Feldman
Phal KV Charmer '5705'	3rd place	Jeff Feldman
Wilsonara Firecat 'Harmony'	1st place	Karen Kuziel
Dendrobium kingianum 'Victoria Blush'	2nd place	Linda Abrams
Dendrobium kingianum 'Victoria Blush'	1st place	Linda Abrams
Paph richteri 'Rands'	3rd place	Mike Badia
Phal KS Balm	2nd place	Mike Badia
Phal schilleriana fma. Sabah	2nd place	Mike Badia
Cym. Kiwi Baron 'New Horizon'	3rd place	Mike Badia
Cym. Kiwi Baron 'New Horizon'	1st place	Mike Badia



"On behalf of the MOS I would like to thank all the people involved in the MOS display at the Amherst Orchid Show.



Helping me with setup on Thursday were Alexandra Drogus and Jeff Feldman.

On Sunday Ed Lipchus and Michel Perbost were responsible for tear down and returning plants.

The display is not possible without plants, so thanks to Bob Richter, Linda Abrams, Charlie Briggs, Jeff Feldman, Alexandra Drogus, Brigitte Fortin, Mike Badia & Anne Pfaff.

Thank you all, George Baltoumas"

PHOTOS FROM THE AMHERST SHOW
Thanks to George Baltoumas for sharing his photos!



AMHERST ORCHID SOCIETY PRESENTS:



UPCOMING EVENTS

[Lyman Estate Spring Orchid Sale](#)

06 Apr 2018 9:30 AM

*Estate Greenhouses, 185 Lyman St
Waltham, MA*

[Monthly AOS Judging](#)

07 Apr 2018 10:30 AM

*Tower Hill Botanic Garden,
11 French Dr, Boylston, MA*

[Monthly Meeting- J&L Orchids- Speaker, Cordelia Head](#)

10 Apr 2018 7:30 PM

*Sons of Italy, 117 Swanton St,
Winchester, MA*

[Amherst Orchid Society Annual Show & Sale](#)

24 Feb 2018 9:00 AM

*Smith Vocational High School,
80 Locust St. (Rte 9), Northampton, MA*

[Mid-Hudson Orchid Society Annual Show](#)

14 Apr 2018 11:00 AM

*Union Presbyterian Church,
44 Balmville Rd, Newburgh, NY*

[Monthly AOS Judging](#)

05 May 2018 10:30 AM

*Tower Hill Botanic Garden,
11 French Dr, Boylston, MA*





We're searching for new Board members to fill a few shoes. If you'd like to become more involved in our society, there are many ways to contribute. Step up and become a bigger part of MOS!




• THE AOS CORNER •



Seasonal Orchid Care

Organizing orchid culture and its chores by season is a convenient way to make sure that your orchids get the proper care at the right time. Becoming in tune with your plants' growth cycles creates a connection with the natural world and makes you a better grower.

Click here for [March/April Checklist](#)



MID-HUDSON ORCHID SOCIETY

Spring 2018

ORCHID SHOW & SALE

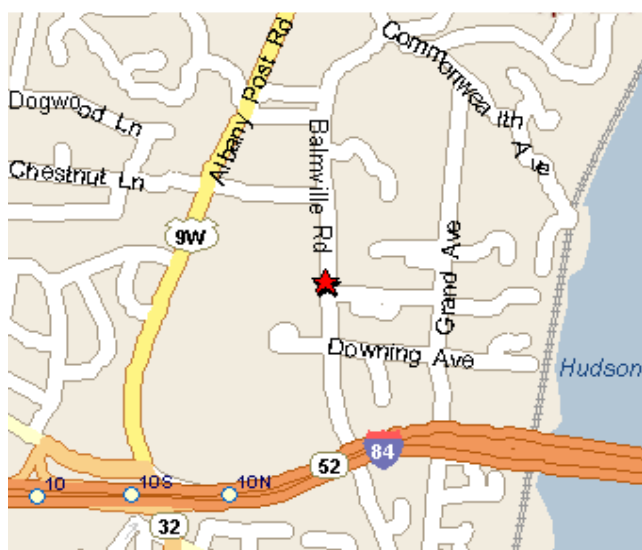
Saturday, April 14, 2018

11:00 AM to 3:00 PM

at the

Union Presbyterian Church, 44 Balmville Road, Newburgh, NY 12550

Free Admission!



DIRECTIONS FROM INTERSTATE 84

Take Interstate 84 to exit 10.

Proceed north on Route 9W and make a right at the traffic light onto Chestnut Street (there is an M&T Bank branch on the west side of Route 9W at this intersection; it is less than a mile once you get off at exit 10).

Proceed to the stop sign and make a right onto Balmville Road.

Proceed approximately 1/4 mile and make a left onto Beech Street. The parking lot is on the left.

Entrance to the community center is off the parking lot.

For further information, call Ruth Nattras
845-343-2901



Visit our web site at www.mhos.us.com

The MHOS is an Affiliated Organization of the American Orchid Society



Growing Orchids in a Greenhouse

[American Orchid Society](#), March 19, 2016

Growing Orchids in a Greenhouse



Greenhouses run the gamut from elegant conservatories to compact window greenhouses that fit snugly into a kitchen window frame. Whatever the size, similar suggestions for selection, design and installation apply. There are three major types of greenhouses to consider. The lean-to greenhouse is usually small, about 6 to 10 feet long. One of its long sides is formed by

the side of the house to which it is attached. Relatively inexpensive to make and maintain, its major drawbacks are a lack of space for an expanding collection and a tendency to heat up and cool off more rapidly than is desirable.

The attached greenhouse is an extension of one's home, connected at the narrow end rather than the long side, as with the lean-to greenhouse. It is generally large and thus capable of providing more reasonable control over humidity, ventilation and expansion problems. Some homeowners incorporate a living area into a lean-to or attached greenhouse.

The free-standing greenhouse is unattached on all four sides. It is the most expensive to construct but, aside from some inconvenience of access in inclement weather, it offers maximum light and the best control. Some space must be sacrificed for a work bench and storage area.

Visit as many orchid greenhouses as possible, and consult books on and manufacturers of greenhouses before making a final decision. Where space is limited inside the home, window greenhouses offer a prime space in which to cultivate small-growing orchids. Opt for a model with vents and small fans that enhance ventilation. Two or three shelves increase space; they may be solid, to prevent water from dripping on the plants below, or perforated to aid air circulation.

Size

The optimum size with which to begin is a greenhouse 14 feet wide and 14 to 20 feet long. This affords a center bench as well as two side benches. Such a greenhouse may seem enormous at first, and unnecessary for an initial collection, but there are several factors to consider. First, those contemplating a greenhouse are serious about orchid growing. Consequently, the collection will inevitably grow by leaps and bounds. What seems to be adequate space today will become a major limitation in two years. Second, since a large greenhouse is preferable in the long run, it is less expensive to build it now than to add an extension onto a smaller one in the future.

Light

Regardless of the type, locate the greenhouse to capture maximum light. The best position for a free-standing one is on a north-south axis so that the sun travels across the entire length as it moves from east to west. A lean-to or attached greenhouse should also have a maximum exposure, east or south, but never north. Avoid nearby shade trees or shadows from adjacent homes or buildings. It is easy to cut down on light that is too intense; it is relatively impossible, however, to provide light when the greenhouse is shaded by forces beyond the owner's control. In planning the construction of a greenhouse, there are a number of factors to be considered. Most demand professional advice.

Structure

The foundation of a greenhouse is an additional but necessary expense. All greenhouses should have one. In areas where temperatures dip below 35 F, the foundation, whether of poured concrete, brick or cinder, must extend well below the frost line. Otherwise, the greenhouse will warp and twist. The floor is always the leveled earth, never a slab of concrete, thus ensuring proper drainage. A clay-earth floor may be covered with several inches of cinders or gravel.

Benches

Construct the height and width of benches for convenience, generally 30 inches tall and 33 inches wide. The center bench may be twice this width as it is accessible from two sides. Select treated lumber that is resistant to moisture, or aluminum and steel, which have proven more durable, even though initially they are more expensive. The top surface of the benches should provide aeration and so should be formed either by redwood or cypress strips, spaced about their own width apart, or by a strong aluminum mesh. Air can thus circulate upward through the pots.

Heating

A heating system is essential in any area that has recorded temperatures below 45 F. It is wise to provide an emergency heater as well. Too many collections have been lost to freezing due to oversights, power failures or lack of proper maintenance of the heating system. A wide choice of heating systems is available: steam, circulating hot water, ducted hot air, natural gas.

Where bottled gas must be used, absolutely no fumes should penetrate into the greenhouse. Orchids are notoriously susceptible to ethylene gas and will soon die if any is present.

Cooling and Ventilation

Except in very warm climates, a cooling system is usually not essential, because manual ventilation is adequate for those extra warm days. To grow odontoglossums and similar cool-growing genera, it may be advantageous, even necessary, to invest in an evaporative cooler in order to provide the low temperatures these orchids require. Automatic humidifying devices are necessary and should run in conjunction with adequate ventilation mechanisms. Side and roof vents operated automatically or manually, in addition to several fans running continuously, will keep the moisture-laden air moving freely throughout the greenhouse. Shading will depend largely on the characteristics of the particular climate and will have to be adjusted accordingly.

Additional Information

- [Hobby Greenhouses](#)
- [Insulating Your Greenhouse](#)
- [Preventing Problems in Winter](#)
- [Principles of Light](#)



GROW AND SHOW!



Share your secrets of success (or laments) with our members! Everyone has their own approach to growing and flowering orchids, particularly here in New England. We're curious to know what works for you and the challenges you face. Whether you grow on a windowsill, summer outside, indoors under lights or in a greenhouse, start taking photos of your growing spaces and send them along with a short essay to: newsletter@massorchid.org.

Just to get you started:

- How do you maintain proper humidity, light & temp levels indoors?
- What are some pros and cons of your lighting, ventilation and humidification systems?
- How to water without ruining your floors, messing up the bath or breaking your back carrying buckets.
- Greenhouse culture & setup; is yours a DIY or ready-made?
- Basement growing: induce flowering under lights; tracking day lengths and temps.
- Growing on mounts, in orchidariums, micro-climates, hydroponically...

Officers, Directors & Committee Chairs

Officers

President	Brian Leib	brian@massorchid.org
Vice President	Ralph Di Fonzo	ralph@massorchid.org
Secretary	Winnie Chiu	winnie@massorchid.org
Treasurer	Sasha Crotty	sasha@massorchid.org

Directors

Mike Badia	mike@massorchid.org
George Baltoumas	george@massorchid.org
Anne Pfaff	anne@massorchid.org
Ellen Shapiro	ellen@massorchid.org
Adrienne Giovino (Past President)	adrienne@massorchid.org

Committee Chairs

AOS Trustee	Howard Bronstein	
AOS Representative	Brigitte Fortin	aosrep@massorchid.org
Conservation	Robert Hesse	conservation@massorchid.org
Ellen Shapiro	Hospitality Committee	ellen@massorchid.org
Library	Open	librarian@massorchid.org
Membership	Ralph Di Fonzo & Adrienne Giovino	membership@massorchid.org
Newsletter Editor	Anne Pfaff	newsletter@massorchid.org

Orchid Digest Representative

Adrienne Giovino	orchiddigestrep@massorchid.org
------------------	--

Orchid Show

Brigitte Fortin, Co-Chair	
Ralph Di Fonzo, Co-Chair	
	show@massorchid.org

Board of Directors

Show Table

Brigitte Fortin	brigitte@massorchid.org
-----------------	--